

Before Entering

1. Bouffant Cap



Use a bouffant cap to completely cover hair.

2. Shoe Covers



Place shoe cover over the entire shoe and contain laces.

3. Cleanroom Gloves



Some cleanrooms require that you use gloves while dressing. This will be the first of two sets.

4. Mask



Bend nosepiece so mask fits on face.

5. Hood

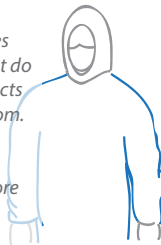


Put hood over mask and ensure face/neck seal are not exposed.

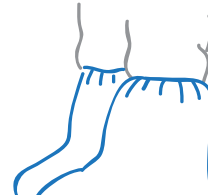
6. Coverall

Step into coverall, making sure sleeves and upper garment do not touch any objects outside of cleanroom.

Tuck hood panels inside coverall before zipping up.



7. Boot Covers



Place boot covers over legs of coveralls.

8. Eye Protection



Put on goggles if your cleanroom requires eye protection.

9. Cleanroom Gloves

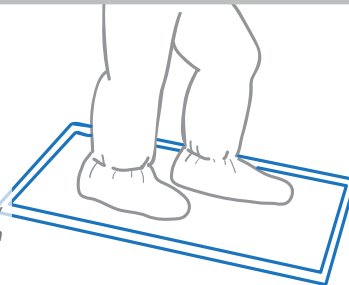


Put on over first set of gloves or remove first set and then put on cleanroom gloves. Make sure gloves cover cover of sleeve.

Cleanroom Tack Mat

It is very important to prevent contamination and maintain cleanliness by using sticky cleanroom mats before entering the cleanroom area.

Walk on the mat and roll any carts entering the cleanroom over the mat.



Apparel Removal Guide

1. Gloves



2. Eye Protection



3. Boot Covers



4. Coverall



5. Hood



6. Bouffant Cap



7. Shoe Covers

